

# LES ALLÉES D'ARBRES

De la guerre à la paix

# TREE AVENUES


From war to peace

## TECHNICAL DESCRIPTION OF THE EXHIBITION

15 panels - 1495 x 720 mm - anti-graffiti plasticised aluminium composite - interior/exterior - text in French and in English

### Part 1: The history of tree avenues

5+ panel summarises and replaces the panels relating to World War I when panels 5 to 10 (Part 2) are not presented to the public.



### Part 2: Great War and memorial avenues



### Part 3: Contemporary issues



## LES ALLÉES D'ARBRES

De la guerre à la paix

## TREE AVENUES

From war to peace

### INSTALLATION

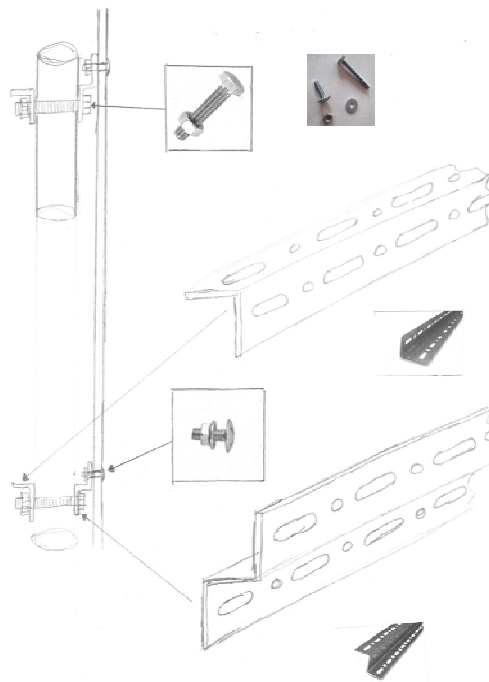
The exhibition can be presented outdoors or indoors.

The panels are light and can be cleaned with a soft cloth (anti-graffiti surface).

The panels can be simply leaned against any supporting elements (as shown in the picture of the mounting below). They can be hung (each panel has 6 holes - middle, top, bottom). Or they can be attached to an iron fence using the steel profiles supplied with the panels.



### FIXING TO A FENCE BY MEANS OF PROFILES



**Equipment required: a flat screwdriver and a 10 mm offset wrench.**

1 - Sandwich the fence between the metal profiles as shown.

If necessary, insert the foam strips provided to avoid damaging the fence.

***! Caution ! do not tighten the lower profiles before adjusting their position to the actual length of the panels!***

2 - Fix the panels to the profiles and then tighten all fasteners.

## PACKAGING

Panels and fastening devices are packed in crates with carrying handles. Each is closed with 4 padlocks. The crates containing the panels are stored vertically to avoid deformation of the panels. Shims are provided between the panels.



### Long format exhibition: 15 panels

n°		Panels		Weight
0		<i>Exhibition title</i>	Crate 1	50,3 kg
1	J	<i>In the beginning was the garden</i>		
2	J	<i>Tree avenues beyond the garden wall</i>		
3	J	<i>Trees line roads</i>		
4	J	<i>Showcasing the landscape</i>	Crate 2	50,3 kg
5	R	<i>Avenues at the outbreak of World War I</i>		
6	R	<i>Tree avenues and the Great War</i>		
7	R	<i>A soldier, a tree, a plaque</i>		
8	R	<i>Private monuments in public spaces</i>		
9	R	<i>Memorials to the dead, planted for the living</i>	Crate 3	50,3 kg
10	R	<i>Just a tree, more than a tree</i>		
11	R	<i>Avenues, creating bonds</i>		
12	V	<i>Avenues in turmoil</i>		
13	V	<i>500 years of history and still going strong</i>	Crate 4	53,8 kg
14	V	<i>Commitments to the future</i>		
		30 Z-profiles, 30 L-profiles, 60 long bolts, 60 short screws, 60 washers, 120 nuts (all stainless steel) + foam strip		
		16 padlocks		w.t included

### Short format exhibition: 10 panels

n°		Panels		Weight
0		<i>Exhibition title</i>	Crate 1	50,3 kg
1	J	<i>In the beginning was the garden</i>		
2	J	<i>Tree avenues beyond the garden wall</i>		
3	J	<i>Trees line roads</i>		
4	J	<i>Showcasing the landscape</i>	Crate 2	50,3 kg
5 +	J	<i>Unbroken history that continues today</i>		
11	R	<i>Avenues, creating bonds</i>		
12	V	<i>Avenues in turmoil</i>		
13	V	<i>500 years of history and still going strong</i>		
14	V	<i>Commitments to the future</i>	Crate 3	40,2 kg
		20 Z-profiles, 20 L-profiles, 40 long bolts, 40 short screws, 40 washers, 80 nuts (all stainless steel) + foam strip		
		12 padlocks		w.t included


# COMMUNICATION

A title panel is provided with the exhibition.



You can request elements for printed communication (posters + leaflets)

A3/A4 Poster



A6 leaflets - postcards




You can request web communication templates

Facebook



Twitter



Mail

